THE GOLD BOOK

A Jefferson Gold Group Analysis of the Gold Market

Diversification, Purchasing Power and Family Legacy

SAMI CHALFOUH

Jefferson Gold Team Editorial Assistance and AI Assistance

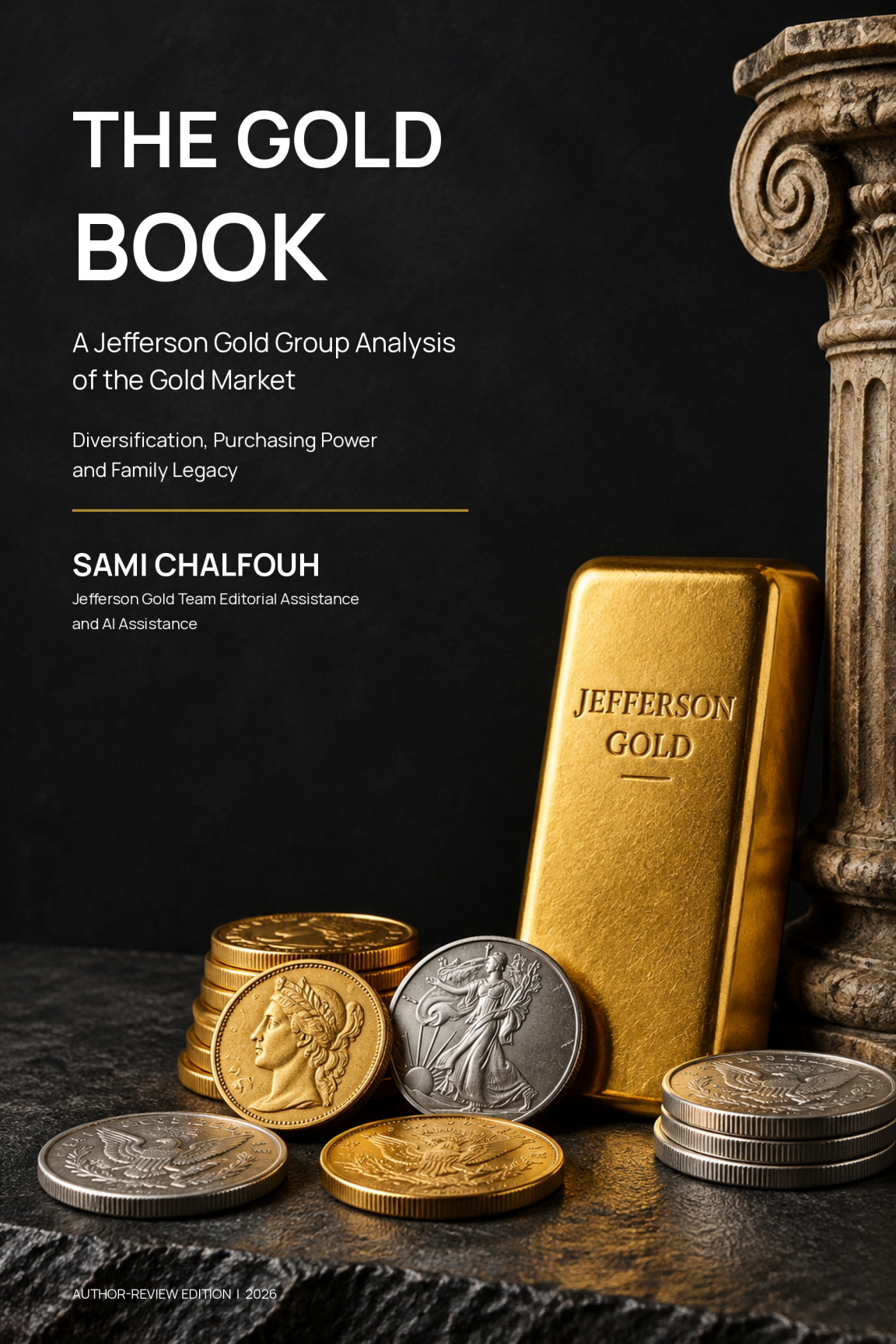

AUTHOR-REVIEW EDITION | 2026

The Gold Book

A Jefferson Gold Group Analysis of the Gold Market

Diversification, Purchasing Power and Family Legacy

Author: Sami Chalfouh

With Jefferson Gold Team Editorial Assistance and AI Assistance

First edition, author-review manuscript. Prepared November 21, 2026.

Contents

Publication and reader notice 4

Preface: an ownership policy, not a price prediction 5

Part I: The Allocation Thesis 6

Chapter 1: The 10% to 30% proposition 7

Chapter 2: Define the portfolio before assigning a percentage 9

Chapter 3: The counterargument deserves a full hearing 12

Chapter 4: Stress-test before you commit 14

Part II: Money, Markets and Evidence 16

Chapter 5: Gold after 1971, viewed without mythology 17

Chapter 6: Inflation, real yields and purchasing power 20

Chapter 7: Central banks, currency competition and the household 22

Chapter 8: War, tariffs, energy and consumer behavior 24

Chapter 9: Silver and the other precious metals 26

Part III: Ownership and Implementation 28

Chapter 10: Bars, coins, denominations and the purchase spread 29

Chapter 11: Custody, jurisdiction and operational resilience 31

Chapter 12: Banking stress, outages and cybersecurity 33

Chapter 13: Gold IRAs, transfers and the limits of an LLC 35

Chapter 14: Funds, miners, Bitcoin and tokenized gold 37

Part IV: A Household Policy That Lasts 39

Chapter 15: Acquisition, recurring purchases and rebalancing 40

Chapter 16: Costs, taxes and the return you actually keep 42

Chapter 17: Legacy, beneficiaries and responsible communication 44

Chapter 18: Write your own precious-metals policy 46

Practical Worksheets 48

Worksheet 1: Household allocation review 49

Worksheet 2: Dealer and custodian comparison 50

Worksheet 3: Legacy and access review 51

Glossary 52

Research and Methodology 54

Sources and Further Reading 56

The Jefferson Gold Article Reading Guide 58

Continue Your Education 64

Publication and reader notice

This book presents an author-led thesis: households should consider a strategic allocation of 10% to 30% of their overall investment portfolios to precious metals rather than making ownership depend on short-term price movements. The range is a proposed framework for evaluation, not a proven optimum, a universal prescription or individualized investment advice. A smaller allocation, or no allocation, can be appropriate. Thirty percent is a substantial concentration in assets that produce no operating income and can experience large losses.

The book has been prepared with AI-generated draft text, original AI-generated editorial illustrations, mathematical examples and a synthesis of the Jefferson Gold article library. Sami Chalfouh is the requested author; Jefferson Gold Team Editorial Assistance and AI Assistance are credited. Final author approval, independent financial and legal review, rights clearance and publishing-platform acceptance have not yet occurred. Do not describe this review edition as independently peer reviewed.

Jefferson Gold is a for-profit precious-metals retailer and may benefit when readers purchase metals. That commercial interest is a material conflict, not evidence for the allocation thesis. Regulatory and research citations do not endorse Jefferson Gold, this book or the 10% to 30% range. Illustrations do not document actual events or identify products currently offered for sale. Examples are hypothetical unless specifically identified as historical data.

This is general education, not investment, legal, tax, estate or retirement advice. Gold, silver and other precious metals can lose value, pay no interest or dividends, incur spreads and ongoing expenses, and present custody, access and fraud risks. Laws and provider terms change. Readers should consult qualified independent professionals. No ISBN has been assigned. Rights to the final text, source-derived material, brand assets and illustrations must be confirmed before commercial publication.

Preface: an ownership policy, not a price prediction

The Jefferson Gold article library ranges from the end of dollar convertibility and central-bank reserve policy to fractional coins, self-directed retirement accounts, banking access, cybersecurity and family legacy. Read together, those subjects support a broader question: how should a family organize ownership when the future cannot be forecast reliably?

This book turns that question into a practical framework. It does not merely bind the articles together. It separates durable mechanisms from dated reporting, removes unverified news prices from the historical charts and examines arguments against the proposed allocation as seriously as arguments for it. Every article in the current library is mapped in the reading guide at the end. Company announcements are treated as company claims, not independent evidence of investment merit.

The central position is deliberately clear. A household that chooses precious metals should establish its purpose, target, funding plan, custody and review rules before the next surge or selloff. A strategic allocation is not a bet that tomorrow's quote must rise. It is an intentional choice about the risks and forms of ownership the household is willing to carry. That choice still needs an affordable budget, a defensible denominator and the willingness to change course when circumstances change.

Use this book as a preparation tool for discussions with advisers, custodians and dealers. A good outcome is not necessarily a purchase. It is a documented decision that the reader understands and can maintain without pressure, confusion or an exaggerated promise of protection.

Part I: The Allocation Thesis

Chapter 1: The 10% to 30% proposition

Why propose a standing allocation?

The thesis of this book is that people should consider diversifying 10% to 30% of their overall investment portfolios into precious metals, regardless of short-term price movement. The reasoning is structural: gold is not a corporate promise to pay, silver adds a different demand profile, and physical ownership can diversify the forms through which wealth is held. An allocation can therefore have a purpose beyond predicting the next rally.

This is an opinion about portfolio construction. It is not a conclusion that research has established 10% as a minimum or 30% as an optimum. The World Gold Council, an industry organization, has published research describing benefits from strategic gold allocations of 2% to 10% under its own assumptions. Those findings concern gold, not every precious metal, and do not validate this book's higher range. A transparent thesis must acknowledge both the methodological difference and the commercial perspective of the institution publishing it. [S2]

What the three reference points mean

Ten percent is the lower reference point in the thesis, not a mandatory entry ticket. Twenty percent is a middle illustration. Thirty percent is an upper, concentrated case that requires stronger justification, resilient income and the ability to hold through losses. The remaining portfolio must continue to support growth, spending, liabilities and emergency access. No point in the range is automatically correct because of age, wealth or a news headline.

A precious-metals sleeve should include all economically overlapping exposures. If a household owns physical gold, a gold fund and a token redeemable for bullion, counting only the coins understates the total metal-price risk. Mining shares need their own treatment because they are operating businesses, but their exposure to metal prices still matters when assessing the whole portfolio.

Price-independent does not mean risk-independent

Regardless of price movement means a daily quote should not rewrite a considered long-term ownership policy. It does not mean buying any product at any markup, borrowing to maintain the percentage, overlooking fraud or ignoring changed household needs. Prices also affect the portfolio weight, tax consequences and cost of implementing a plan. A policy that refuses to look at those consequences is stubbornness, not discipline.

The range becomes useful only after the household decides what it is trying to diversify: equity-market exposure, dependence on one custodian, currency purchasing power or a particular operational vulnerability. The purpose should be stated in writing. An asset that helps with one risk can increase another, including short-term loss, storage expense or lack of income.

Questions before accepting the thesis

Could you meet spending needs if metals fell sharply and took years to recover? Would you still hold productive assets rather than relying entirely on price appreciation? Do you understand how the holdings would be sold, taxed and transferred? Can the proposed sleeve be funded without debt or loss of emergency reserves? If any answer is no, a lower weight or no immediate purchase may be the better decision.

Chapter takeaway: strategic ownership can be price-independent; suitability cannot be.

Chapter 2: Define the portfolio before assigning a percentage

Figure 1. The proposed reference weights

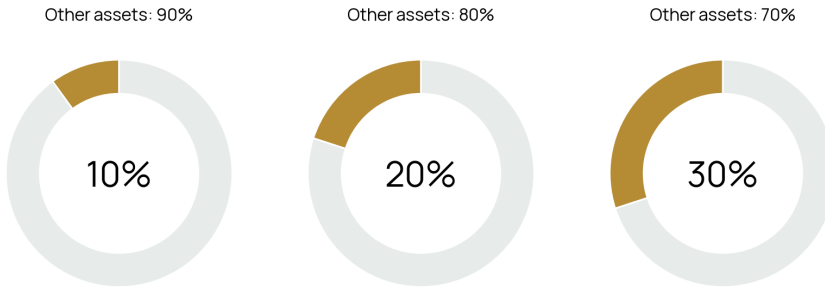

Hypothetical allocation illustrations. The gold-colored portion represents the entire precious-metals sleeve, not gold alone. Other assets are not specified. These weights are not proven optima.

The denominator is part of the decision

A percentage is meaningless without a consistent definition of the whole. In this book, overall investment portfolio means the household's investable assets, including taxable investments, retirement accounts and existing metal exposure, measured consistently. A residence, operating business or emergency reserve is not silently included or excluded to make the allocation look smaller. Record separate net-worth and liquidity views alongside the investment-portfolio calculation.

For example, a family might have $500,000 in investable assets, a home and an emergency reserve. At the 10%, 20% and 30% reference weights, the illustrative metal sleeves are $50,000, $100,000 and $150,000. The home's value does not provide cash to settle a dealer invoice. An illiquid business valuation does not pay a medical bill. A percentage based on total net worth can conceal a much larger concentration in assets that are actually available for spending.

Consolidate household exposures

Inventory both spouses' accounts, inherited accounts where relevant, taxable funds, retirement accounts and directly held assets. Use comparable valuation dates. Include loans and foreseeable commitments in a parallel liabilities schedule. Do not confuse a gross asset figure with the resources available after taxes, penalties or secured debt. A family may have substantial paper wealth but limited flexibility to meet a new expense.

Value physical metal conservatively. A dealer's original invoice is a cost record, not necessarily current realizable value. Retail replacement cost can exceed what a buyer will pay you today. Obtain indicative resale quotes and identify deductions. Keep an estimated market exposure value and an estimated liquidation value when the distinction is material. Neither estimate is a guarantee of what an actual sale will produce. [S1]

Separate liquidity from the allocation

Emergency money should be sized to circumstances with professional guidance rather than a universal rule in this book. Income stability, dependents, insurance deductibles, housing costs and access to credit all matter. The precious-metals allocation is not a substitute for that reserve. Holding cash can have inflation risk, yet holding metal creates immediate price and settlement risk. Both can belong in a broader plan.

Retirement balances require special care. A dollar inside a traditional IRA is not identical to a dollar in a checking account because distributions may create tax obligations or restrictions. The allocation exercise can still include both, but the spending plan must reflect account rules. Avoid converting assets solely to make a pie chart look balanced.

A valuation routine

Choose a review date, list the accounts, identify the valuation method and document uncertainty. Calculate the metals weight as metal exposure divided by the defined investment portfolio. Keep the calculation method unchanged between reviews unless the definition is deliberately revised. A clear denominator prevents accidental double counting and makes the discussion with an independent adviser more productive.

Chapter takeaway: allocation begins with a household balance sheet, not a product catalog.

Chapter 3: The counterargument deserves a full hearing

The opportunity cost of a larger sleeve

Gold and silver do not produce business earnings, rent or coupons. Their holders depend on resale value rather than internally generated income. A larger metal allocation can reduce participation in the growth of productive assets and complicate retirement spending. Over some periods this trade-off may be rewarding; over others it may be costly. A long holding period does not eliminate opportunity cost or guarantee recovery. [S3]

Thirty percent deserves particular scrutiny. A household may be using the upper end to address a serious ownership concern, but it also increases dependence on a single broad commodity theme. Gold and silver are not independent simply because their names differ. Correlations can rise during stressed selling, and the metal sleeve can lose value when the rest of the portfolio is also declining.

Diversification is not immunity

A diversifier is valuable because its behavior may differ, not because it never loses. Correlation is a measurement that depends on period, frequency and market regime. A relationship observed in calm months can change during a scramble for cash. Physical ownership avoids some forms of issuer exposure, but it does not make the price of the object independent of global markets.

The hypothetical scenarios in Chapter 4 deliberately include one in which both metals and other assets fall. That case is essential. A book that shows only favorable shocks would confuse a desired function with a guaranteed result. No scenario here predicts the next crisis, and no optimization has been performed to establish the recommended weight.

Who may need less, or none?

Readers with expensive debt, little emergency liquidity, imminent large spending or fragile income may have higher priorities. Some already hold substantial commodity exposure through a business or investments. Others cannot accept the operational burden of direct custody. A low-cost diversified portfolio without physical metal can remain a rational choice. The framework is an invitation to evaluate, not a claim that everyone who declines it is unprotected.

An independent adviser may recommend below 10%, or no allocation. That recommendation should be examined on its reasoning, the adviser's incentives and the household's objectives, not rejected because it falls outside this book's range. The same scrutiny applies to a retailer advocating more metal.

What would weaken the thesis?

If costs overwhelm the expected benefit, custody cannot be verified, the household repeatedly sells at bad times to meet expenses, or the sleeve displaces necessary income-producing assets, the thesis is not working for that household. A policy should state such failure conditions beforehand. Revisiting an allocation after a change in health, employment or liabilities is good governance, not defeat.

Chapter takeaway: a credible argument for metals includes the reasons not to buy them.

Chapter 4: Stress-test before you commit

Figure 4. Allocation helps in some worlds, hurts in others

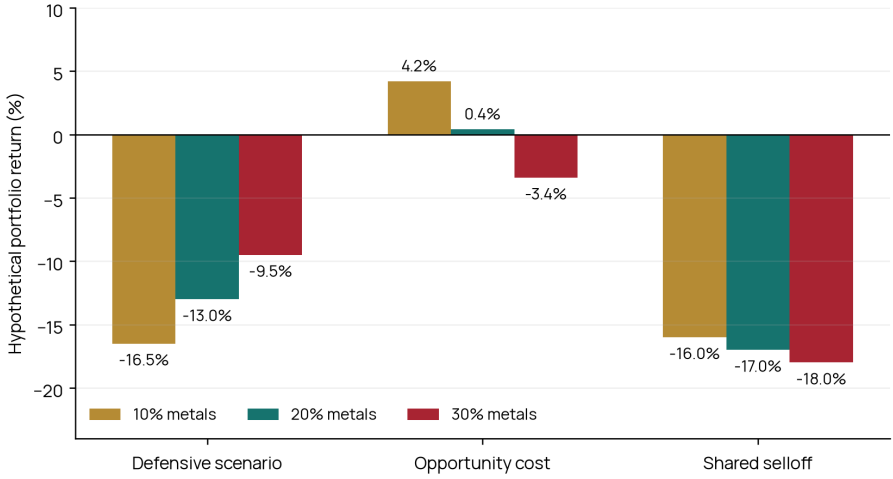

Hypothetical one-period returns: defensive = metals +15%, others -20%; opportunity cost = metals -30%, others +8%; shared selloff = metals -25%, others -15%. Fixed starting weights. No taxes, expenses, leverage or cash flows. Not a backtest or forecast.

Simple arithmetic, explicit assumptions

For a portfolio with a metals weight w, a simplified one-period return is w times the metals return plus (1 minus w) times the return of other assets. This assumes fixed starting weights, no trading, no leverage and no contributions or withdrawals. Taxes, spreads and storage expenses are excluded. The calculation is useful for understanding exposure; it is not a portfolio forecast.

Consider three hypothetical worlds. In the first, metals rise 15% while other assets fall 20%. At 10%, 20% and 30% metal weights, total returns are negative 16.5%, negative 13% and negative 9.5%. More metal cushions the loss, but none of these portfolios escapes it. In the second, metals fall 30% while other assets rise 8%. The same portfolios return 4.2%, 0.4% and negative 3.4%. The allocation's protection narrative does not pay off in this world.

A shared selloff

In the third scenario, metals fall 25% while other assets fall 15%. The portfolio outcomes are negative 16%, negative 17% and negative 18% at the three reference weights. A larger sleeve worsens the loss. That is the kind of scenario a household must be willing to consider before treating metal as portfolio insurance. All three worlds are illustrative, not historical episodes or probabilities.

Dollar values make the exercise concrete. A negative 18% outcome on a $500,000 portfolio is a $90,000 decline before costs. Ask whether that would change spending plans or trigger a forced sale. A percentage that sounds modest in conversation can become emotionally difficult when translated into a dollar loss.

Fund the policy without leverage

Borrowing to buy a diversifier changes the strategy. Loan interest, collateral demands and mandatory repayment can convert a long-term intention into a short-term cash problem. The CFTC warns that leveraged metal transactions introduce substantial risks and legal considerations. This book's allocation illustrations assume no borrowed money. [S3]

Use a written acquisition schedule if appropriate, but do not assume spreading purchases prevents losses. It spreads entry dates. A prolonged decline can leave every purchase below cost. The plan should identify the amount, the funding account, a maximum acceptable expense and circumstances that would pause implementation.

A family decision test

Before buying, explain the unfavorable scenario to the people who depend on the portfolio. If the decision cannot be described without relying on a prediction of higher prices, the strategic thesis has not yet been understood. A sound policy can explain why a position is held, how a loss would be managed and when the plan would be reconsidered.

Chapter takeaway: resilience is tested in an unfavorable scenario, not assumed from a favorable one.

Part II: Money, Markets and Evidence

Chapter 5: Gold after 1971, viewed without mythology

Figure 2. Gold annual averages, 1971 to 2024

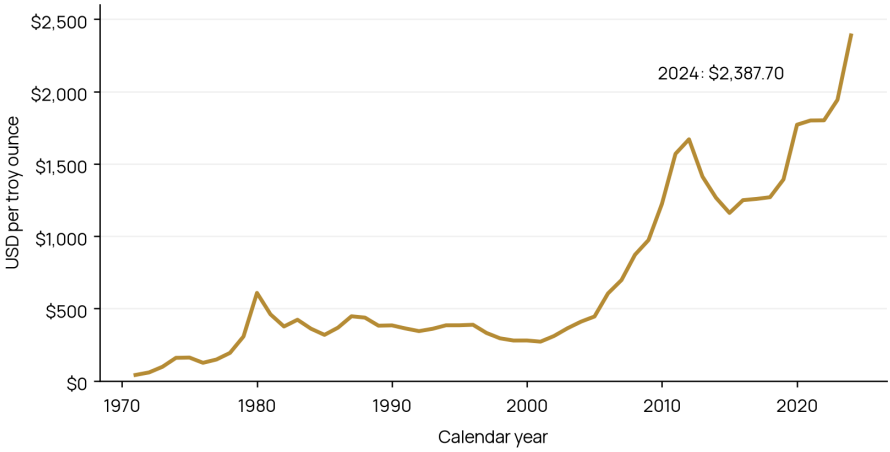

Source: World Bank Pink Sheet annual nominal prices, workbook updated January 3, 2025. USD per troy ounce. Not year-end closes, inflation-adjusted prices or physical-investor returns. [S5]

Figure 3. A long-run trend includes setbacks

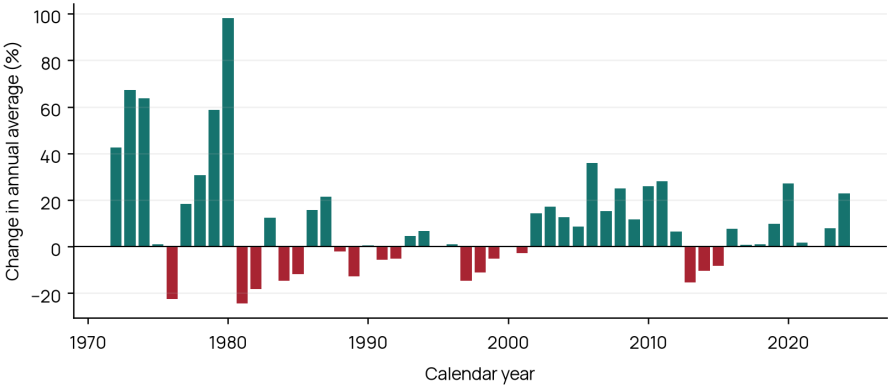

Percentage change between consecutive annual gold-price averages, calculated from [S5]. This is not calendar-year total return or peak-to-trough drawdown. Expenses and taxes are excluded.

A monetary turning point

The United States suspended dollar convertibility into gold for foreign official holders in August 1971. This was a pivotal event in the transition away from the Bretton Woods monetary arrangement. It did not make gold's subsequent market value a simple formula tied to the number of dollars in circulation. Inflation expectations, real yields, exchange rates, investor demand and policy credibility all influence the price. The Federal Reserve's historical account provides context for the decision and its consequences. [S4]

The chart in this chapter uses World Bank annual nominal gold prices from 1971 through 2024. These are calendar-year averages in U.S. dollars per troy ounce, not year-end closes, dealer quotes or inflation-adjusted returns. The source workbook was updated January 3, 2025. Using a clearly dated complete-year series avoids splicing unverified 2026 news prices into an established historical record. [S5]

What a rising long-run line conceals

A chart covering decades can make a difficult investment experience look smooth. Annual averages conceal intrayear peaks, crashes and the time required to recover a particular purchase price. Two readers buying in the same calendar year could have very different results. Retail premiums and selling deductions widen the difference between a benchmark line and the return earned on physical holdings.

A dollar chart also omits changes in purchasing power. Nominal appreciation is not identical to a real return. To compare with consumer inflation responsibly, match dates, frequencies and definitions, and disclose the index used. Do not combine a peak daily price with an annual-average inflation index and label the result a consistent historical comparison.

The lessons of weak periods

Gold has experienced long intervals of disappointing nominal and real performance. The annual-change chart includes negative years and uses the change between consecutive annual averages. That measure is explicitly not a calendar-year total return or a peak-to-trough drawdown. A patient investor can still be exposed to years of opportunity cost, storage expenses and uncertainty.

The strongest argument for strategic ownership is therefore not that gold always rises. It is that the object has a different economic and ownership structure from a bond or share. Whether that difference improves a household portfolio depends on the weight, the rest of the holdings and the costs of accessing it.

Read charts with discipline

Always ask what is plotted, when observations were taken, whether income is reinvested and what costs are missing. A dramatic visual does not establish causation. A longer period is informative but can also conceal the experience of a particular generation. Use history to understand variability, not to create a sales promise.

Chapter takeaway: monetary history supports context, not a guaranteed return path.

Chapter 6: Inflation, real yields and purchasing power

Figure 6. Positive nominal yield can lose purchasing power

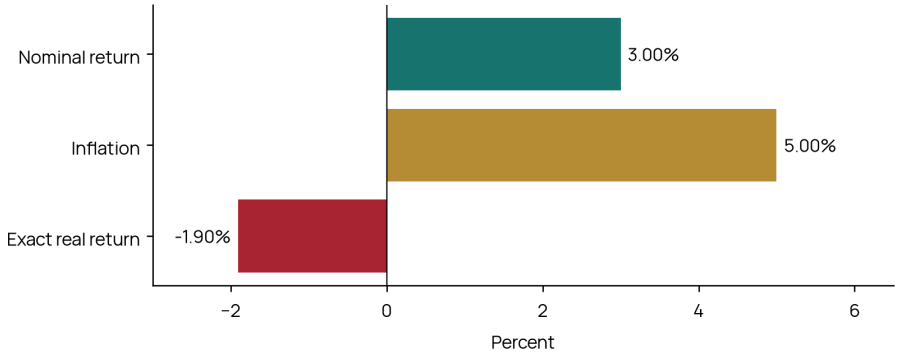

Hypothetical nominal return 3% and inflation 5%. Exact real return = (1.03 / 1.05 - 1) x 100 = approximately -1.90%, before taxes. Not a current yield, inflation observation or forecast.

The household experience and the statistic

Inflation is a change in prices, not a single experience shared equally by every family. Housing, medical care, education and energy can occupy different shares of household budgets. The Consumer Price Index measures average price changes for a defined population and basket. It is not an index of every investment asset, nor a forecast of one family's future expenses. BLS explains the scope and limitations of the measure. [S6]

Methodological disagreement should not automatically become an accusation that statistics are fabricated. Quality adjustment attempts to compare products whose characteristics change. Substitution and weighting address economic and statistical questions. A household can reasonably supplement CPI with its own spending records while recognizing that the national measure serves a different purpose. [S6]

Nominal yield is not real yield

A deposit earning a positive nominal yield can still lose purchasing power if prices rise faster. For a hypothetical nominal return of 3% and inflation of 5%, the exact before-tax real return is 1.03 divided by 1.05 minus one, approximately negative 1.90%. The commonly used subtraction shortcut produces negative 2%, which is close but not exact. Neither number describes a current bank offer or inflation forecast.

Gold produces no yield, so the comparison is not between a negative-yield asset and a guaranteed inflation winner. It is between different risks. Cash offers transaction usefulness and predictable nominal balances, while gold's market price may rise or fall independently of the household's cost of living. Maintain the distinction between an income objective and a purchasing-power objective.

The rate and dollar channels

Higher real yields can raise the opportunity cost of holding gold. A stronger U.S. dollar can make dollar-priced bullion more expensive to buyers using other currencies. These channels help explain why alarming inflation headlines may coexist with falling gold prices. They are tendencies, not mechanical laws. Investor flows and confidence can offset or amplify them. [S3]

Money-supply charts deserve similar caution. A growing monetary aggregate does not specify when gold must rise, how much it must rise or whether the relationship will be stable. Changes in velocity, production, credit demand and policy expectations matter. A monetary thesis becomes more persuasive when it acknowledges these intervening mechanisms.

Use a purchasing-power budget

List the future expenses the portfolio must support and identify which are fixed, variable or difficult to postpone. Gold can be evaluated as one component of that plan, alongside cash, bonds, equities and other assets. Do not replace a diversified response to inflation with a single metal-price forecast.

Chapter takeaway: inflation is a reason to examine a portfolio, not proof that any one asset will outperform.

Chapter 7: Central banks, currency competition and the household



Editorial illustration. Illustrative bullion vault. Reserve managers and households have different mandates.

Why reserve managers hold gold

Central banks operate under mandates that differ from household objectives. Gold can serve reserve diversification, international confidence and a store of value without depending on the payment promise of another government. Reserve managers also hold currencies and securities because liquidity, intervention capacity and operating income matter. An institution's gold holdings should not be interpreted as an instruction to eliminate every other asset. [S7]

The World Gold Council publishes demand research and reserve surveys. The IMF publishes currency-reserve data through COFER. These sources answer different questions and use different categories. Gold is not simply another currency line in COFER, and a percentage of official reserves is not comparable to a percentage of a family's investable wealth without careful explanation. [S7, S8]

What de-dollarization does and does not mean

Countries can diversify settlement arrangements or reserves without abandoning the dollar entirely. A regional payment proposal, bilateral local-currency transaction or political announcement is not proof that a fully operational global replacement currency exists. Distinguish an official agreement, a pilot project, a published statistic and an analyst's speculation.

A future with more monetary competition can support an interest in assets that are not the liability of one issuer. It can also create changing exchange-rate risks, transaction costs and uncertainty. The existence of currency competition does not identify the next gold price or eliminate the role of dollar cash for U.S. household spending.

Institutions are not household templates

A sovereign reserve manager may have an indefinite horizon, a mandate to stabilize a currency and access to wholesale custody arrangements. A retiree may need regular distributions, manage medical expenses and face retail spreads. Copying an institution's percentage without copying its liabilities and capabilities is not a defensible allocation process.

Similarly, quarterly estimates of central-bank demand cannot show who bought during a particular intraday selloff. Reported purchases and modeled estimates are different forms of evidence. Use each at its own resolution. Do not turn a quarterly demand story into a claim that powerful institutions secretly purchased every ounce sold by ordinary investors.

A useful household implication

The transferable lesson is to avoid unnecessary dependence on a single form of wealth or a single operational channel. That can involve diversified investments, appropriately insured deposits, reliable records and some independently held assets. A metal sleeve may be part of this design, but it must be sized around household liabilities rather than sovereign symbolism.

Chapter takeaway: institutional behavior offers context, not a retail buy signal.

Chapter 8: War, tariffs, energy and consumer behavior



Editorial illustration. Illustrative energy infrastructure and bullion. A shock can have competing market effects.

How a shock travels through the economy

An interruption to energy supply can affect transport, manufacturing costs and inflation expectations. Tariffs can alter import costs, supply chains and the relative competitiveness of producers. Political conflict can change exchange rates, investor confidence and the demand for liquidity. None of these pathways guarantees a single response from gold or silver.

The article library examines these channels through reports on energy shocks, international conflict and tariffs. This book retains the mechanisms rather than repeating event-specific assertions that require a separate current-news verification. A durable educational argument should survive even when the next headline or quoted market level changes.

Why safe-haven assets can fall

During a scramble for cash, investors may sell liquid assets to meet obligations elsewhere. An asset can have a defensive long-run purpose and still be sold during the first stage of a crisis. Rising yields or a strengthening dollar may also offset precautionary buying. That is why a household should not interpret every troubling event as an automatic gold rally. [S3]

Physical-product markets can behave differently from benchmark prices. A falling wholesale price can coexist with higher retail premiums on certain small items if inventories, fabrication or delivery capacity tighten. The relevant household cost is the complete quote on a specific available product, not an abstract spot number.

Consumer behavior matters

Fear can produce hurried purchases, and a recent decline can produce paralysis. Both reactions make the last price more influential than the original purpose. Retail advertising can intensify the cycle by framing uncertainty as a deadline. A written allocation policy and a comparison process help protect the decision from emotional pressure. [S1]

A promotion should be evaluated on its total economics. A bonus item does not automatically compensate for a high premium or an unsuitable quantity. If meeting a promotional threshold would cause the household to exceed its risk budget, the offer should not determine the purchase.

A news-to-decision filter

Ask four questions: what is confirmed, what is estimated, what is interpretation and what changes in your own circumstances? An event that changes none of the household's liabilities or ownership objectives may not require a portfolio trade. An event that exposes a practical access problem may call for better banking redundancy or custody records rather than a larger metals position.

Chapter takeaway: mechanisms matter more than dramatic headlines.

Chapter 9: Silver and the other precious metals

Figure 5. Different paths, not interchangeable metals

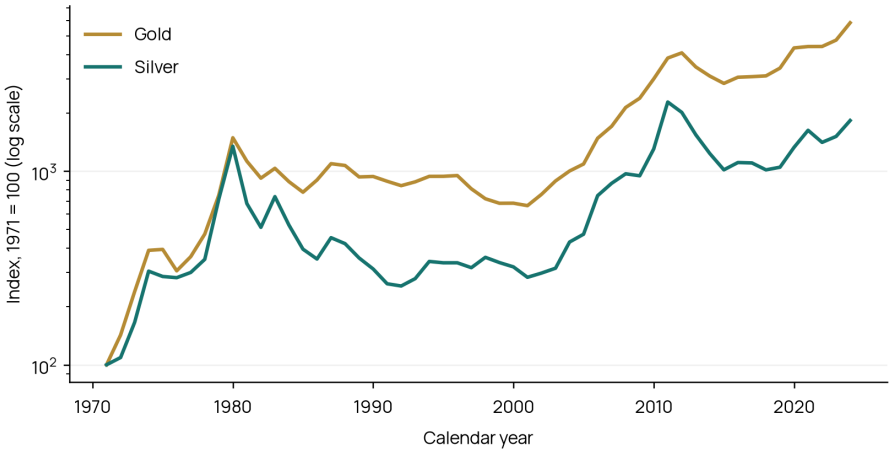

World Bank annual nominal averages, indexed to 1971 = 100. Log scale shows proportional movements. No dividends, storage costs, spreads or taxes. Neither series represents a mixed portfolio. [S5]

Silver is not simply cheaper gold

Silver has monetary uses and substantial industrial demand, including electrical and energy-related applications. Industrial exposure can create sensitivity to manufacturing expectations that differs from gold. Silver's lower price per ounce also means a comparable dollar holding takes more weight and storage space. Those practical distinctions matter for a household's custody and liquidation plan. The Silver Institute provides industry research on supply and demand. [S9]

A reported annual supply deficit does not by itself guarantee a price increase. Inventories, recycling, substitution, investor selling and the methodology of demand estimates all matter. A deficit is a flow comparison under stated assumptions, not proof that no metal is available for purchase. Treat industry forecasts as forecasts and identify the period covered.

Do not let a ratio become an oracle

The gold-to-silver ratio is gold's price divided by silver's price using compatible units and timestamps. A high or low ratio can be compared with history, but there is no automatic rule forcing it to revert on a convenient schedule. Gold and silver have different market structures. A ratio trade still contains directional and timing risk.

The historical comparison chart indexes World Bank annual averages to 100 in 1971. Indexing permits a proportional comparison of two series with very different dollar prices. It does not represent a portfolio return, include costs or imply that buying both produced the same path as either line. [S5]

Platinum and palladium need separate justification

Platinum and palladium have important industrial uses and distinct supply concentrations. Exposure can be affected by technology changes, substitution and regional production disruptions. A household that understands gold should not assume it has thereby understood these metals. Product availability, spreads and resale networks may differ materially.

The book's 10% to 30% thesis concerns the entire precious-metals sleeve. It is not 10% to 30% in each metal. There is no prescribed split between gold, silver, platinum and palladium. The mix should reflect the intended role, costs, volatility and practical storage capacity. An all-gold sleeve and a mixed sleeve are different strategies.

Document the reason for each holding

Before adding a metal, write the risk it is meant to address and the reasons it could disappoint. Check whether the purchase adds a distinct exposure or merely increases the same commodity theme. Separate collectible preferences from investment objectives. A personal interest in an object can be valid, but it should not be disguised as a proven portfolio benefit.

Chapter takeaway: diversify the decision process before diversifying the metal names.

Part III: Ownership and Implementation

Chapter 10: Bars, coins, denominations and the purchase spread



Editorial illustration. Illustrative bullion and purchase records. Verify the exact object and complete transaction terms.

The object must match the objective

Bullion value is closely related to fine-metal content, market price and the premium buyers are willing to pay. Collectible value may also depend on rarity, condition, provenance and specialist demand. A coin is not automatically rare because it has a date, proof finish or elaborate presentation. The CFTC and FINRA warn readers to examine descriptions that obscure the distinction between ordinary bullion and collectible value. [S1]

Bars and coins can both fit a physical-ownership plan. Larger units may offer different per-ounce expenses, while smaller units permit a partial sale without disposing of the entire holding. That flexibility has a cost. A household should compare the premium for each denomination rather than assume the smallest piece is always the best choice.

Weight, purity and recognition

The market generally quotes gold and silver per troy ounce. A troy ounce is approximately 31.1035 grams, which is not an ordinary household ounce. Fine-metal content and gross product weight are not necessarily identical. Compare the amount of actual metal, product specifications and the mint or refiner's documentation. Recognizable products can ease resale discussions, but no label guarantees acceptance or a specific price.

For retirement accounts, confirm eligibility on the exact item with the custodian before buying. A product's purity, collectibility and custody arrangement can have different legal implications. Do not treat a dealer's general product category as a substitute for an account-specific eligibility check. [S10]

The spread is a real hurdle

Ask for a sale quote and an indicative buyback quote for the same item at the same time. Their difference shows a cost of entering and exiting the holding under those terms. Add shipping, insurance, taxes, commissions and possible assay deductions. A product can be attractive in appearance but economically unsuitable for the proposed holding period. [S1]

A hypothetical $100 benchmark amount bought with a 5% premium costs $105. If resale occurs at a 2% discount to the benchmark and there are no other costs, the benchmark must rise to approximately $107.14 just to return $105. This is an example, not Jefferson Gold's fee schedule. Storage and other charges raise the hurdle further.

A written quote checklist

Record the product, quantity, fine-metal content, availability, quote expiration, total due, shipping and payment terms. Ask when ownership transfers, what cancellation conditions apply and how a dispute would be handled. Keep the documents. A good purchase is understandable before money moves, not explained only after the invoice arrives.

Chapter takeaway: a useful diversification asset can still be a poor purchase at the wrong total cost.

Chapter 11: Custody, jurisdiction and operational resilience



Editorial illustration. Illustrative custody records. Location does not replace a rights and access review.

Direct ownership still needs a system

Holding a physical object removes some forms of issuer dependence but introduces theft, damage, misplacement and access risks. Home storage, a safe-deposit box, an allocated private vault and an IRA custodian are different arrangements. None should be described as universally safest without examining contracts, insurance and access requirements.

Allocated and segregated are terms whose meaning must be confirmed in the actual agreement. Ask whether specific items are identified, whether holdings are pooled, what records establish ownership and how the asset would be treated if a provider failed. A comforting label is not a substitute for enforceable rights or reliable records.

Audit and insurance are different assurances

An audit can have a limited scope and date. It does not necessarily verify every client's ownership rights or every future operational event. Insurance can contain exclusions, limits and claims procedures. Ask who is insured, what losses are covered, how coverage is verified and whether recovery would actually flow to the customer. Storage fees alone do not prove existence or adequate coverage. [S1]

For delivery, understand tracking, signature requirements, loss responsibility and whether the carrier's insurance covers the exact contents and value. Keep packaging and records until receipt is verified. For a stored holding, test the process for obtaining statements and requesting withdrawal before assuming it will be easy during stress.

Geographic diversification has trade-offs

Using more than one location can reduce a single-site vulnerability. Offshore custody can introduce legal, reporting, tax, travel and geopolitical risks. A foreign vault is not beyond all law or immune to changes in access. Do not assume that moving metal abroad avoids obligations or guarantees confidentiality. Seek country-specific professional advice before making such arrangements.

The article library discusses Texas, Florida and offshore storage. These are starting points for questions, not a permanent directory of verified providers or a claim that any location is legally superior. Federal retirement rules, state purchase taxes and a provider's contract are separate layers that should be reviewed independently.

Build an access plan

Name the records, contacts and lawful authority needed if the primary owner becomes unavailable. Store instructions securely, without putting safe combinations or sensitive account details in ordinary correspondence. Decide who can verify holdings, request distribution and settle an estate. Operational resilience is the ability to act under valid authority, not merely the possession of a heavy safe.

Chapter takeaway: ownership quality depends on evidence, rights and access, not just the storage address.

Chapter 12: Banking stress, outages and cybersecurity



Editorial illustration. Illustrative digital security and bullion. Metal ownership does not eliminate cyber risk.

Distinguish three different problems

A technical outage, a temporary access restriction and a bank insolvency are not the same event. An app can fail while deposits remain intact. A solvent institution can delay a transaction for operational or compliance reasons. Insolvency raises a different set of legal and insurance questions. Conflating them can turn a manageable inconvenience into a fear-based investment decision.

FDIC coverage generally protects qualifying deposits up to $250,000 per depositor, per insured bank, per ownership category. Ownership categories matter; simply opening more accounts at the same bank does not automatically multiply coverage. Verify the institution and use official guidance or tools for your circumstances. Metal, investments and safe-deposit contents are not insured deposits. [S11]

Bail-in language needs jurisdictional precision

European bank-resolution rules do not apply to U.S. households merely because they are discussed in an article. Eligibility for loss absorption and protections depend on the institution, jurisdiction and claim. The EU's Bank Recovery and Resolution Directive is a legal framework with defined provisions, not a universal description of every bank account worldwide. [S12]

The useful lesson is to understand claims and protection, not to assume every insured deposit will be converted into equity. Do not replace an official insurance analysis with a slogan. A physical asset held outside a failed institution may avoid that institution's creditor hierarchy, while still carrying market and custody risks of its own.

Gold does not repair a payment network

Physical metal can diversify ownership but cannot restore an online bank, reopen an airport or make a phone transfer settle. Emergency access requires practical payment arrangements and readily usable funds. A buyer trying to pay tomorrow's bill may face transport, verification and dealer-settlement delays before a coin becomes cash.

Cybersecurity belongs in the metal plan as well. Fake invoices, impersonated staff and changed payment instructions can divert money before any bullion is received. Verify sensitive instructions through a separately established contact channel. Use strong unique passwords, appropriate multifactor authentication and secure records. CISA provides public guidance for account security. [S13]

Prepare without panic

Keep more than one reliable payment route where appropriate, retain essential records and know whom to contact during a disruption. Verify reports before calling an outage a coordinated attack. A strategic metal allocation can coexist with conventional bank safeguards; it need not be presented as a rejection of every financial institution.

Chapter takeaway: financial resilience requires both ownership diversification and working payment access.

Chapter 13: Gold IRAs, transfers and the limits of an LLC



Editorial illustration. Illustrative retirement documents. Account rules and product suitability are separate questions.

A Gold IRA is an account arrangement

Gold IRA is a common industry description for a self-directed IRA that holds qualifying precious metals. It is not a separate tax regime that makes every metal purchase eligible. The account, custodian, transaction and exact product must comply with applicable rules. An ordinary home-delivery purchase cannot be retroactively assumed to qualify. [S10]

Before moving retirement money, compare the current account's fees, investment options and protections with the proposed arrangement. A custodian administers an account; that does not automatically mean it has approved the investment's suitability or guarantees the dealer. Tax advantages can be outweighed by unsuitable concentration or excessive costs.

Transfers and rollovers are not interchangeable

A direct transfer between IRA trustees and a direct rollover from an eligible retirement plan use different procedures. A distribution paid to the individual can introduce timing, withholding and rollover-limit issues. The IRS explains the general 60-day rollover rule and the once-per-year restriction on certain IRA-to-IRA rollovers; trustee-to-trustee transfers and direct plan rollovers are not treated identically. Confirm the applicable method before initiating a movement. [S14]

This book does not instruct readers to withdraw or sign documents without professional review. Ask the sending institution and receiving custodian to describe the transaction, payee, timetable and reporting responsibilities in writing. Avoid assuming that a deadline or exception will cure an incorrectly structured transaction.

The home-storage and LLC misunderstanding

The IRS states that the exception for certain highly refined bullion requires physical possession by a bank or an IRS-approved nonbank trustee. Its FAQ explicitly notes that this rule also applies to an indirect acquisition through an IRA-owned LLC. An LLC does not automatically permit personal possession of IRA bullion. Prohibited transactions and self-dealing can have serious consequences. [S10]

A state declaring some metal to be legal tender or changing a sales-tax rule does not override federal IRA custody requirements. Distinguish purchase-tax treatment from account eligibility and distribution treatment. Obtain current guidance for the exact transaction rather than relying on a general article about a state.

Plan the whole account life cycle

Confirm recurring custody and administration costs, valuation statements, distributions, beneficiary records and liquidation procedures. Ask how cash will be obtained when a distribution is needed. Review the traditional or Roth account implications with a tax professional. The metal allocation should fit retirement spending, not merely the opening-account promotion.

Chapter takeaway: account compliance is a separate decision from believing in gold.

Chapter 14: Funds, miners, Bitcoin and tokenized gold



Editorial illustration. Illustrative tokenization screen and bullion. Digital claims require their own legal review.

Similar themes, different claims

A coin in direct custody, a fund share, a mining share and a digital token are legally and operationally different assets. Some funds seek metal-price exposure, while mining companies earn revenue through operations and bear management, production, financing and political risks. A mining share can fall for reasons unrelated to a bullion bar's value.

A household may choose more than one vehicle, but should not describe them as identical ownership. Read the prospectus or contractual terms, including custody, redemption, expense ratios, counterparty exposure and whether a retail holder can obtain physical metal. The marketing word backed does not explain who owns the underlying asset or who has enforceable rights to it.

The digital convenience trade-off

A token can make transfer more convenient within a particular digital system. It can also add smart-contract, wallet, cybersecurity, issuer, exchange and regulatory risks. Reserve attestations need to be assessed for date, scope and independence. Confirm redemption minimums, charges, geographic restrictions and the treatment of holders if the issuer fails.

The article library includes company announcements about tokenization and distribution partnerships. Those announcements illustrate a developing business model. They do not independently establish reserve existence, ongoing redemption capacity, legal priority or future adoption. This book deliberately does not repeat their transaction amounts as verified investment evidence.

Bitcoin and gold are not interchangeable refuges

Bitcoin has a different issuance mechanism and depends on digital networks, keys and market infrastructure. Physical gold depends on verification, custody and resale arrangements. Both can be held outside an ordinary bank deposit in some forms, but their risk profiles differ substantially. Neither should be labeled a guaranteed shelter from a currency crisis.

Comparisons should separate price volatility, legal rights, operational dependence and the intended household use. A chart of historical appreciation alone cannot decide which ownership form is more suitable. Consider what could prevent access, what could create permanent loss and how the asset would be converted into spending money.

Avoid double-counted diversification

A gold token, gold fund and gold coins may diversify some operational channels while retaining overlapping metal-price exposure. Count both dimensions. The investment sleeve should not appear smaller because the same theme has been packaged in several forms. Distinct custody is not necessarily distinct economic risk.

Chapter takeaway: the wrapper changes rights and operations even when the price reference is similar.

Part IV: A Household Policy That Lasts

Chapter 15: Acquisition, recurring purchases and rebalancing

Figure 7. Price movement changes the weight

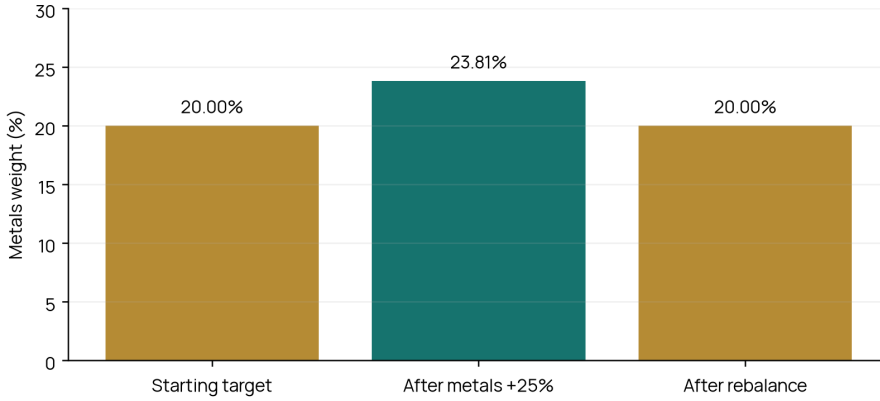

Hypothetical $1,000 portfolio: $200 metals and $800 other assets. Metals gain 25%; others unchanged. Weight rises to 23.81%. A $40 transfer restores 20% before taxes and costs. No trading instruction or universal review band.

A schedule can reduce decision pressure

A recurring purchase plan may organize a budget and distribute entry dates. It does not guarantee a favorable average cost, positive returns or lower risk. A falling market can leave every purchase at a loss; a rising market can make later installments more expensive. The decision should be based on funding capacity and an agreed process, not a claim that periodic buying defeats uncertainty.

For Gold Savings Plan™ or any recurring program, request current terms covering ownership, custody, expenses, minimums, cancellation, delivery and resale. A small advertised payment can obscure accumulated costs or restrictions. This book does not supply a program fee schedule or endorse an unverified operational claim. The Jefferson inquiry page provides a path to request current information.

Keep implementation separate from the thesis

A target allocation is not an instruction to trade immediately to an exact number. Taxes, spreads, retirement restrictions and cash needs may justify gradual implementation. New contributions can sometimes move a portfolio toward target without selling an existing holding. Any such plan should preserve emergency access and account compliance.

Avoid funding purchases with borrowing or by sacrificing essential spending. Do not increase a budget merely to reach a promotion threshold. Strategic ownership is intended to reduce dependence on short-term emotion; turning a marketing deadline into a financial obligation defeats that purpose.

How drift occurs

In a hypothetical $1,000 portfolio with $200 in metals and $800 in other assets, a 25% metals rise with other assets unchanged raises the total to $1,050. The metals weight becomes $250 divided by $1,050, or about 23.81%. Restoring a 20% target would require $210 in metals, so $40 would move to other assets before taxes and costs. This is arithmetic, not a current trading recommendation.

A decline can create the opposite drift. Rebalancing may require buying an asset after a loss, which can feel uncomfortable. It may also be inappropriate if the household's circumstances changed. Define review dates, a tolerance approach and override conditions in advance. This book specifies no universal band or automatic trading threshold.

What a review should assess

Check the target, actual exposure, spending outlook, custody records, costs and account rules. Ask whether the purpose still applies. A policy can remain strategic while changing its weight deliberately. Regardless of price movement is a guard against impulsive reaction, not a ban on responsible review.

Chapter takeaway: a standing allocation needs governance, not perpetual trading.

Chapter 16: Costs, taxes and the return you actually keep

Figure 8. The price rise needed just to break even

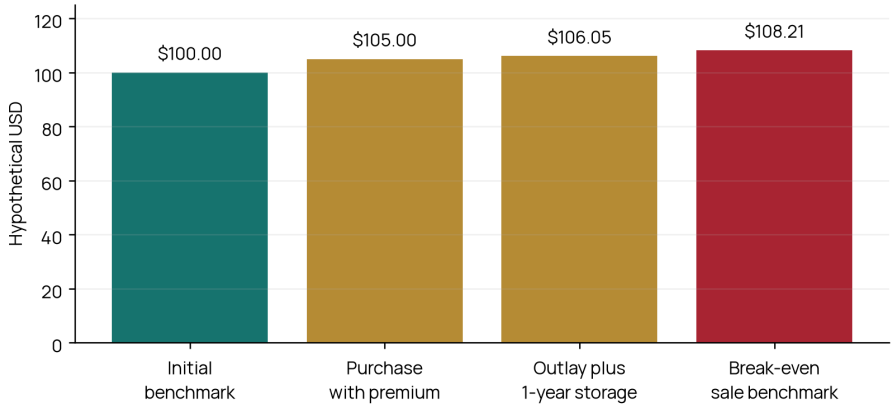

Assumed initial benchmark $100; purchase premium 5%; storage 1% of $105 initial outlay for one year; resale deduction 2% of sale benchmark. Required benchmark $108.21, approximately 8.21% above start. Taxes and other costs excluded. Not Jefferson Gold charges.

Benchmark appreciation is not investor profit

The return on a physical holding begins with the complete purchase cost and ends with net sale proceeds. Premiums, shipping, insurance, storage, administration, assay deductions and taxes can change the result materially. A benchmark that rises 5% does not establish that a buyer has earned 5%. The price needed to break even can be meaningfully higher. [S1]

The cost diagram uses a hypothetical initial benchmark of $100, a 5% purchase premium, one year of storage charged at 1% of the initial purchase outlay and a resale deduction of 2% of the then-current benchmark. The initial outlay is $105, storage is $1.05 and the resale benchmark needed to recover $106.05 is approximately $108.21. The benchmark rise needed is about 8.21%, before tax and other expenses. These are assumed charges, not Jefferson Gold's terms.

Time changes the expense burden

Ongoing costs accumulate even if the market is flat. Some charges are fixed, others are proportional, and some have minimums. A small holding with a fixed annual fee can face a high effective expense rate. A large holding may have lower proportional fees but more concentration and access risk. Request both the first-year cost and a realistic ongoing estimate.

Do not compare an expense-free theoretical benchmark with a heavily serviced physical arrangement without explaining the difference. Likewise, a low quoted premium should not be treated as the only decision criterion if ownership rights, authenticity or delivery assurance are unclear.

Tax and recordkeeping

Tax treatment depends on jurisdiction, account type, holding period and the exact asset. Federal capital-gains rules, state sales taxes, retirement distributions and estate matters are different questions. This book does not provide a personalized tax rate or declare that a metal purchase is automatically exempt. Consult qualified professionals before acting and keep cost-basis and transaction records. [S15]

Sales-tax exemptions can depend on product definitions, amounts and law changes. State legal-tender status does not necessarily eliminate every tax obligation. Dealer reporting and a customer's duty to report taxable gains are also separate issues. Do not infer that an unreported transaction is a tax-free one.

Ask for comparable numbers

Write down the total paid, expected ongoing charges and indicative net liquidation amount. Identify the taxes that require professional analysis. A purchase can still serve a diversification purpose despite costs, but costs should be part of the decision rather than hidden behind a protection narrative.

Chapter takeaway: the relevant return is what the owner retains after the full ownership cycle.

Chapter 17: Legacy, beneficiaries and responsible communication



Editorial illustration. Illustrative fractional bullion. Smaller units can assist division but do not replace an estate plan.

An object is not an estate plan

Gold can be divided, stored and transferred, but none of those physical properties creates lawful authority for an heir. Beneficiary records, wills, trusts, account contracts and applicable law determine different parts of the transfer process. A name on an ordinary dealer form should not be assumed to override an IRA custodian's designation or estate documents.

Create a secure inventory with product descriptions, purchase records, custody contacts and the ownership structure. Avoid distributing sensitive location or access details unnecessarily. The people responsible for an estate need a reliable path to information, not public exposure of the holdings.

Multiple beneficiaries require clarity

Where more than one beneficiary is intended, confirm the legal mechanism, shares, contingencies and successor arrangements with the relevant provider and attorney. Decide how physical units or sale proceeds would be divided. Smaller denominations can make a practical division easier, yet fairness still depends on valuation dates and legal instructions.

Do not assume every beneficiary wants to retain metal. A plan may need liquidation instructions, authorized contacts and funding for expenses. Family discussions can clarify preferences before a stressful event. The investment thesis should not impose an unexamined burden on the next generation.

Explain the thesis honestly

When sharing the book, distinguish opinion, evidence and hypothetical examples. Do not tell a relative that the 10% to 30% range is required by a regulator, proved by a chart or suitable without reviewing circumstances. Do not present a generated image as a documentary photograph or a company announcement as independent confirmation.

A good educational conversation explains what metals cannot do: they do not guarantee purchasing power, repair bank networks, provide automatic income or bypass retirement law. That candor strengthens trust. It also protects readers from confusing a commercial guide with personalized advice.

Review the legacy plan

Changes in marriage, family, residence, health, provider arrangements or tax law can alter the plan. Include estate and beneficiary records in periodic reviews. Reconcile statements with the physical inventory and ensure that the responsible professionals know the structure. A legacy asset becomes more useful when its documentation lasts as reliably as the object itself.

Chapter takeaway: durable family wealth needs durable instructions.

Chapter 18: Write your own precious-metals policy

A one-page statement of purpose

Start with the household objective in plain language. For example, the objective might be to diversify ownership and maintain a long-term store of value while retaining adequate liquidity and productive investments. This is an example of a purpose, not a promised outcome. State which risks the metal sleeve is intended to address and which risks remain.

Define the overall investment portfolio, the valuation method and all overlapping metal exposures. Decide whether the book's 10% to 30% thesis is appropriate, whether a smaller weight is preferable or whether no purchase is justified. The decision should be made after reviewing spending needs, liabilities and professional advice, not before.

Acquisition and custody rules

Specify permitted product types, how quotes will be compared, the source of funding and the maximum planned expense. Require written ownership and delivery terms. State that there is no borrowing to implement the illustrative policy. Identify the custodian or storage method only after verifying terms, insurance and access procedures.

For retirement money, require account-specific eligibility and transaction review before funds move. Record who is responsible for tax and legal advice. Do not confuse a salesperson, custodian, attorney and financial adviser; each can play a different role with different incentives and responsibilities.

Review and override conditions

Set a practical review routine. Monitor actual exposure, household cash needs, documentation and provider changes. Define events that require reconsideration, such as loss of income, major spending, custody uncertainty or an account-rule change. No one should continue buying simply because a written percentage once seemed attractive.

Record decisions and reasons. If a sale is needed, request current net terms and understand the tax implications. If new contributions are made, consider the whole portfolio rather than using every dollar to increase the same theme. A good policy explains restraint as clearly as it explains acquisition.

The final position

The Gold Book's thesis is not that price never matters. It is that a considered ownership plan should not be replaced by a daily prediction. Precious metals can deserve a deliberate place in a household portfolio, while a 10% to 30% allocation remains an author-proposed range that must withstand individual scrutiny. The discipline is to evaluate, document and review, not to assume.

Use the worksheets and source notes that follow. Request clear information from Jefferson Gold if useful, and compare it with independent advice. The reader's best outcome is an informed decision, whether that leads to a purchase, a smaller allocation, a different ownership vehicle or no change at all.

Chapter takeaway: diversification is a policy of ownership, not a promise about tomorrow.

Practical Worksheets

Worksheet 1: Household allocation review

Complete these prompts privately. Do not send account numbers, passwords, tax identifiers or safe locations through an ordinary inquiry form.

- Review date and household participants:
- Investable assets included in the denominator:
- Emergency reserve excluded and separately assessed:
- Residence and business values recorded separately:
- Existing metal exposure across physical holdings, funds and tokens:
- Estimated metal liquidation value and valuation method:
- Proposed target and independent reasons for selecting it:
- Cash needs, liabilities and stress losses the household can tolerate:
- Reasons a smaller allocation or no purchase could be preferable:
- Adviser consultation, decisions and next review date:

Worksheet 2: Dealer and custodian comparison

Obtain written answers before committing money. Compare identical products and quote times where possible.

- Exact product, quantity, fine-metal weight and purity:
- Seller identity, established contact channel and verified address:
- Complete purchase cost and expiration of quote:
- Indicative buyback price, deductions and payment timetable:
- Delivery responsibility, signature requirement and loss coverage:
- Custody structure, item identification and withdrawal rights:
- Insurance limits, exclusions, beneficiaries of coverage and claims process:
- Recurring fees, minimum charges and cancellation conditions:
- Retirement eligibility and transfer method, if applicable:
- Contract review, unresolved questions and reasons to decline:

Worksheet 3: Legacy and access review

Work with qualified professionals and keep sensitive instructions secure.

- Legal owner and account type:
- Location of invoices and ownership records:
- Provider contacts and independently verified communication method:
- Relevant estate documents and account beneficiary designations:
- Multiple-beneficiary shares and contingent instructions:
- Authority to obtain records, access holdings or arrange a sale:
- Valuation and expense arrangements for a transfer:
- Secure access plan if the primary owner is unavailable:
- Changes in family, residence or provider requiring a review:
- Professional review date and follow-up actions:

Glossary

Allocation: the share of a defined portfolio exposed to an asset or theme.

Allocated custody: an arrangement in which metal is attributed to a customer under specified records and legal terms; verify the exact contract.

Annual average: the average price over a calendar year, not its final price or investment total return.

Assay: analysis used to determine metal composition or purity.

Bullion: metal held primarily for its content rather than collectible characteristics.

Counterparty risk: the possibility that another party fails to meet an obligation.

Custodian: a provider with defined administration or safekeeping responsibilities; duties differ by contract and account.

Diversification: spreading exposure across risks or ownership forms; it does not eliminate loss.

Fine-metal content: the amount of the specified precious metal in an object, distinct from gross weight.

Gold-to-silver ratio: compatible gold price divided by silver price, using the same currency, unit and observation time.

Liquidity: the ability to turn an asset into usable funds on acceptable terms and within a relevant time.

Nominal return: change in monetary value before adjustment for purchasing power.

Numismatic: related to coin collecting and value beyond ordinary metal content.

Premium: amount charged above a market reference for a product or service arrangement.

Real return: return adjusted for a specified inflation measure.

Rebalancing: moving exposures toward a stated allocation, subject to costs, taxes and circumstances.

Segregated storage: storage described as separate under particular terms; verify what is separate and what rights attach.

Spot: a reference for immediate metal transactions, not a guaranteed delivered retail quote.

Spread: the difference between a seller's sale and purchase prices on comparable terms.

Troy ounce: a metal-weight unit of approximately 31.1035 grams.

Research and Methodology

What the charts establish

Historical Figures 2, 3 and 5 are original visualizations of World Bank annual nominal gold and silver averages for 1971 through 2024. The exact observations are supplied in the companion CSV. The workbook is labeled updated January 3, 2025. The book does not claim these are the newest available observations, official settlement prices or physical-investor returns. No unverified 2025 or 2026 news prices have been added. Source: [S5].

The indexed series equals annual price divided by the 1971 annual price, multiplied by 100. The annual-average change equals the current annual average divided by the prior annual average minus one, multiplied by 100. Neither calculation includes taxes, income, retail spreads, custody or storage costs. The annual-change graph is not a maximum-drawdown study.

Allocation, stress-test, drift and expense figures are hypothetical arithmetic. They are not backtests, model portfolios offered for sale, probability estimates, efficient-frontier results or evidence that the thesis is optimal. The assumptions are stated next to each figure. No forecast returns have been fitted and no adviser has certified the proposed allocation.

How the article library was used

All 40 articles available on the Jefferson Gold website as of preparation were reviewed as thematic inputs. Durable ideas were synthesized into new chapters rather than reproducing the articles verbatim. Their linked external reports and company announcements have varying evidentiary quality. An appearance in the reading guide is not a certification that every historical or current claim in an article has been independently verified for this book.

Event-specific reports on November market moves, outages, war, tariffs and company projects were used to identify mechanisms and questions. Their quoted prices, project values and disputed causal narratives are not repeated as established facts in this book.

References to original law, regulator guidance and independently retrieved historical data are separated from the retailer's thesis.

Evidence hierarchy and limitations

For legal or account rules, begin with current official material and obtain qualified advice. For market history, inspect the dataset definitions. For industry research, recognize the publisher's mandate. For journalism, retain the date and distinguish a reporter's observation from an official benchmark. For a press release, identify the issuing organization and verify claims independently before relying on them.

Links can change, statistics can be revised and laws can develop. This edition is dated. A commercial release should receive author review, independent financial and legal review, citation rechecking, permissions review and platform proofing. The preparation process does not replace those steps.

Sources and Further Reading

[S1] Commodity Futures Trading Commission and FINRA. Customer Advisory: 10 Things to Ask Before Buying Physical Gold, Silver, or Other Metals. https://www.cftc.gov/LearnAndProtect/AdvisoriesAndArticles/Metals10Things.html

[S2] World Gold Council. Gold preserves wealth and acts as a risk hedge in investment portfolios. September 9, 2015. Discusses 2% to 10% strategic gold weights under its research assumptions. Industry research, not validation of the book's higher range. https://www.gold.org/news-and-events/press-releases/gold-preserves-wealth-and-acts-risk-hedge-investment-portfolios

[S3] Commodity Futures Trading Commission. Gold Is No Safe Investment. Consumer guidance on volatility, premiums, leverage and sales pressure. https://www.cftc.gov/LearnAndProtect/AdvisoriesAndArticles/gold_is_no_safe_investment.htm

[S4] Federal Reserve History. Nixon Ends Convertibility of U.S. Dollars to Gold and Announces Wage/Price Controls. https://www.federalreservehistory.org/essays/gold-convertibility-ends

[S5] World Bank. Commodity Price Data (Pink Sheet), Annual Prices (Nominal). Workbook updated January 3, 2025; retrieved November 21, 2026. https://thedocs.worldbank.org/en/doc/5d903e848db1d1b83e0ec8f744e55570-0350012021/related/CMO-Historical-Data-Annual.xlsx

[S6] Bureau of Labor Statistics. Consumer Price Index Frequently Asked Questions, and Hedonic Quality Adjustment Frequently Asked Questions. https://www.bls.gov/cpi/questions-and-answers.htm and https://www.bls.gov/cpi/quality-adjustment/questions-and-answers.htm

[S7] World Gold Council. Gold as a strategic asset and research resources. Industry perspective; definitions and study assumptions require review. https://www.gold.org/goldhub/research/relevance-of-gold-as-a-strategic-asset

[S8] International Monetary Fund. Currency Composition of Official Foreign Exchange Reserves (COFER). https://data.imf.org/en/datasets/IMF.STA:COFER

[S9] The Silver Institute. World Silver Survey research series. Industry research on supply, demand and market structure. https://silverinstitute.org/silver-supply-demand/

[S10] Internal Revenue Service. Retirement Plans FAQs Regarding IRAs, investment and bullion-possession sections. https://www.irs.gov/retirement-plans/retirement-plans-faqs-regarding-iras

[S11] Federal Deposit Insurance Corporation. Deposit Insurance and coverage resources. https://www.fdic.gov/resources/deposit-insurance

[S12] European Union. Directive 2014/59/EU, Bank Recovery and Resolution Directive. Jurisdiction-specific law, not a rule for all U.S. deposits. https://eur-lex.europa.eu/legal-content/EN/TXT/?uri=CELEX:32014L0059

[S13] Cybersecurity and Infrastructure Security Agency. Secure Our World: Use Strong Passwords. https://www.cisa.gov/secure-our-world/use-strong-passwords

[S14] Internal Revenue Service. Rollovers of Retirement Plan and IRA Distributions. https://www.irs.gov/retirement-plans/plan-participant-employee/rollovers-of-retirement-plan-and-ira-distributions

[S15] Internal Revenue Service. Publication 550, Investment Income and Expenses. General tax reference; consult a qualified tax professional for asset- and account-specific treatment. https://www.irs.gov/publications/p550

The Jefferson Gold Article Reading Guide

This complete inventory maps the article library to the book. Titles and dates identify website articles, not independently endorsed claims. Follow the book's primary sources for legal and methodological questions.

1. Before You Buy Physical Gold: A Checklist for Costs, Custody and Family Legacy

Website date: 2026-11-21. https://jeffersongold.com/news/physical-gold-buying-checklist

2. Gold's Worst Week in Eight Months: What the November 20 Selloff Does and Does Not Prove

Website date: 2026-11-21. https://jeffersongold.com/news/gold-worst-week-eight-months-november-2026

3. Silver's Double-Digit Week: Why Industrial Demand and Cash Needs Collided

Website date: 2026-11-21. https://jeffersongold.com/news/silver-worst-week-november-2026-industrial-demand

4. PCE, GDP and a Thin Thanksgiving Week: How to Plan Gold Purchases Before the Next Reports

Website date: 2026-11-21. https://jeffersongold.com/news/gold-outlook-week-ahead-pce-thanksgiving-2026

5. Gold Rebounds Overnight: A Buying Window or Just a Pause in the Selloff?

Website date: 2026-11-19. https://jeffersongold.com/news/gold-overnight-rebound-november-19-2026

6. New Fed Minutes: Inflation, AI Spending and the Implications for Gold

Website date: 2026-11-19. https://jeffersongold.com/news/fed-minutes-inflation-ai-gold-november-2026

7. Silver and Industrial Metals Sell Off Overnight: Why Gold and Silver Need Different Plans

Website date: 2026-11-19. https://jeffersongold.com/news/silver-industrial-metals-overnight-selloff-november-19

8. Gold and Silver Selloff: Are Institutions Buying, and Is This an Opportunity?

Website date: 2026-11-18. https://jeffersongold.com/news/gold-silver-selloff-central-bank-buying-opportunity

9. Gold Market Conditions: The Dollar, Rates and Inflation in November 2026

Website date: 2026-11-18. https://jeffersongold.com/news/gold-market-november-2026-dollar-rates-inflation

10. Cybersecurity, Outages and Gold: Protect the Account and the Asset

Website date: 2026-11-18. https://jeffersongold.com/news/cybersecurity-outages-physical-gold-ownership

11. Banking Outages: Cash Access, Deposit Insurance and Physical Gold

Website date: 2026-11-18. https://jeffersongold.com/news/banking-outages-november-2026-cash-access-gold

12. FAA Ground Stop: What November's Disruption Means for Financial Resilience

Website date: 2026-11-18. https://jeffersongold.com/news/faa-ground-stop-november-2026-gold-resilience

13. Gold IRA Rollover vs. Transfer: A Checklist Before Moving Funds

Website date: 2026-11-16. https://jeffersongold.com/news/gold-ira-rollover-vs-transfer-checklist

14. Bullion Coins vs. Collectible Coins: What Buyers Should Know

Website date: 2026-10-19. https://jeffersongold.com/news/bullion-coins-vs-collectible-coins-what-buyers-should-know

15. Gold Bars vs. Gold Coins: What's the Difference?

Website date: 2026-10-08. https://jeffersongold.com/news/gold-bars-vs-gold-coins-whats-the-difference

16. Gold Bars vs. Gold Coins: Which Format Fits Your Buying Goals?

Website date: 2026-10-02. https://jeffersongold.com/news/gold-bars-vs-gold-coins-which-format-fits-your-buying-goals

17. Why Oil Spikes and Middle East Supply Shocks Are Rattling Both Energy and Gold Markets

Website date: 2026-09-16. https://jeffersongold.com/news/why-oil-spikes-and-middle-east-supply-shocks-are-rattling-both-energy-and-gold-markets

18. Why Fractional Gold Makes Sense: Liquidity, Control, and Family Legacy

Website date: 2026-09-08. https://jeffersongold.com/news/fractional-gold

19. Silver Supply Deficit in 2026: What China's New Export Rules Mean for U.S. Buyers

Website date: 2026-08-27. https://jeffersongold.com/news/silver-supply-deficit-in-2026-what-chinas-new-export-rules-mean-for-u-s-buyers

20. Texas Gold IRA Storage: Where to Buy Physical Gold in Texas and Compare Depositories

Website date: 2026-07-28. https://jeffersongold.com/news/texas-gold-ira-storage

21. Florida Gold IRA Guide: What State Bullion Rules Mean for Purchases and Storage

Website date: 2026-07-21. https://jeffersongold.com/news/florida-gold-ira-state-bullion-rules

22. The Ultimate Guide to Protecting Your Wealth in a Volatile Economy

Website date: 2026-07-20. https://jeffersongold.com/news/gold-bank-risk-wealth-preservation

23. How the War in Iran Is Affecting Your Retirement Accounts

Website date: 2026-07-14. https://jeffersongold.com/news/war-in-iran-is-affecting-your-retirement-accounts

24. Why the Fed's Monetary Policy Drives Emerging Markets Toward Bullion

Website date: 2026-07-06. https://jeffersongold.com/news/feds-monetary-policy-drives-emerging-markets-toward-bullion

25. BRICS, the U.S. Dollar, and Physical Gold in a Multipolar World

Website date: 2026-06-29. https://jeffersongold.com/news/brics-growth-and-bank-gold-buying

26. China's Shadow Gold Reserves: Reported Holdings, Analyst Estimates, and Dollar Risk

Website date: 2026-06-29. https://jeffersongold.com/news/chinas-shadow-gold-reserves

27. Why Central Banks Are Accumulating Physical Gold in a Multipolar World

Website date: 2026-06-23. https://jeffersongold.com/news/central-bank-gold-buying-and-brics

28. Jurisdiction Diversification: Moving Physical Gold to Stable, Offshore Vaults Outside Local Control

Website date: 2026-06-16. https://jeffersongold.com/news/physical-gold-stored-outside-bank

29. Liquidity in a Crisis: How to Safely Sell Physical Gold Coins When Banks Implement Withdrawal Limits

Website date: 2026-06-16. https://jeffersongold.com/news/gold-coin-liquidity-in-banking-freeze

30. How Modern Banking Laws Turn Depositor Cash into Bank Equity

Website date: 2026-06-10. https://jeffersongold.com/news/depositor-cash-into-bank-equity

31. What the Bank Recovery and Resolution Directive Means for Your Savings

Website date: 2026-06-10. https://jeffersongold.com/news/bank-bail-ins-and-your-savings

32. Physical Gold vs. Bank Bail-Ins (2026 Outlook)

Website date: 2026-06-10.
https://jeffersongold.com/news/physical-gold-vs-bank-bail-ins-2026

33. Gold vs. Bitcoin 2026: Assessing Systemic Protection in a Fiat Currency Crisis

Website date: 2026-06-08.
https://jeffersongold.com/news/gold-vs-bitcoin-2026

34. Real Estate vs. Gold Bars: Liquidity and Maintenance Costs During Inflation

Website date: 2026-06-07.
https://jeffersongold.com/news/real-estate-vs-gold-bars

35. A 50-Year Historical Analysis of Gold Bullion vs. Inflation

Website date: 2026-06-07. https://jeffersongold.com/news/a-50-year-historical-analysis-of-gold-bullion-vs-inflation

36. How Negative Interest Rates in 2026 Fuel Gold's Purchasing Power

Website date: 2026-06-06.
https://jeffersongold.com/news/negative-interest-rates-vs-gold

37. How Physical Gold Protects Wealth Against Inflation in 2026

Website date: 2026-06-06.
https://jeffersongold.com/news/inflation-protection-with-gold-2026

38. For Years, Tokenized Gold Was Just Hype. A Wall Street Consortium Just Made It Real With a $500 Million Bet

Website date: 2026-02-21. https://jeffersongold.com/news/for-years-tokenized-gold-was-just-hype-a-wall-street-consortium-just-made-it-real-with-a-500-million-bet

39. Lumia and C-Gold Technologies Announce Landmark Partnership to Bring $43 Million in Real Gold On-Chain

Website date: 2026-02-12. https://jeffersongold.com/news/a-historic-integration-1000000-units-of-gold-going-on-chain

40. Emirates Gold DMCC and C-Gold Technologies LLC Announce Strategic Partnership to Expand Global Precious Metals Distribution

Website date: 2025-07-30. https://jeffersongold.com/news/for-years-tokenized-gold-was-just-hype-a-wall-street-consortium-just-made-it-real-with-a-500-million-bet-copy

Continue Your Education

Read the evolving Jefferson Gold journal at https://jeffersongold.com/news. Request the free guide and speak with a Jefferson Gold specialist at https://jeffersongold.com/main or call 1-855-994-4562. Request current recurring-purchase terms at https://jeffersongold.com/gold-savings-plan-inquiry before continuing to Gold Savings Plan™. These commercial paths are optional; independent sources and professional advice remain important.

The reader's decision comes first. Compare written terms, understand the risks and keep an ownership policy that can survive both rising and falling markets.